

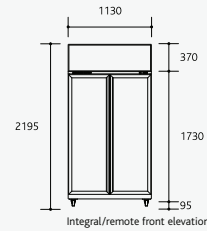
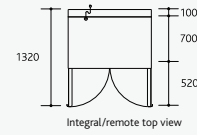
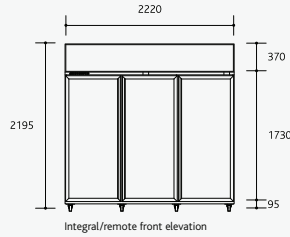
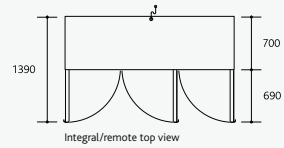


SK2000 - GLASS DOORS

Model	Weight (kg)	Integral/Remote	Chiller/Freezer
SK2000	360	Integral	Chiller
SK2000r	320	Remote	Chiller

	External (mm)	Internal (mm)	Integral
Height*	2195	1560	Gross Volume 1825 litres
Width	2220	2070	Total Shelf Area 5.17m ² (inc. floor)
Depth	700	520	Floor Area 1.55m ²

- Remote refrigeration duty 1360 Watts at -5°C SST
- Minimum 200mm clear ventilation space required above cabinet top



SKF1000 - SOLID/GLASS DOORS

Model	Weight (kg)	Integral/Remote	Chiller/Freezer
SKF1000	283	Integral	Freezer
SKF1000r	248	Remote	Freezer

	External (mm)	Internal (mm)	Integral
Height*	2195	1560	Gross Volume 865 litres
Width	1130	980	Total Shelf Area 2.43m ² (inc. floor)
Depth	800**	555	Floor Area 0.90m ²

- Remote refrigeration duty 1280 Watts at -30°C SST
- 15 Amp power supply
- Minimum 200mm clear ventilation space required above cabinet top



SKF1300 - SOLID/GLASS DOORS

Model	Weight (kg)	Integral/Remote	Chiller/Freezer
SKF1300	335	Integral	Freezer
SKF1300r	305	Remote	Freezer

	External (mm)	Internal (mm)	Integral
Height*	2195	1560	Gross Volume 1175 litres
Width	1480	1330	Total Shelf Area 3.31m ² (inc. floor)
Depth	800**	555	Floor Area 1.18m ²

- Remote refrigeration duty 1640 Watts at -30°C SST
- Twin Cyclone™ refrigeration systems, 2 x 10 Amp power supplies
- Minimum 200mm clear ventilation space required above cabinet top

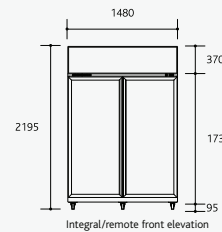
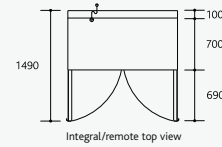
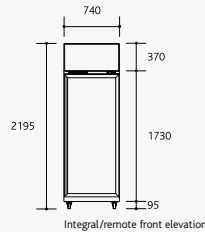
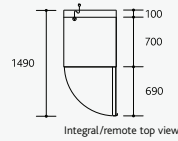


SKF650 - SOLID/GLASS DOOR

Model	Weight (kg)	Integral/Remote	Chiller/Freezer
SKF650	199	Integral	Freezer
SKF650r	175	Remote	Freezer

	External (mm)	Internal (mm)	Integral
Height*	2195	1560	Gross Volume 520 litres
Width	740	590	Total Shelf Area 1.43m ² (inc. floor)
Depth	800**	555	Floor Area 0.59m ²

- Remote refrigeration duty 820 Watts at -30°C SST
- Minimum 200mm clear ventilation space required above cabinet top



*Height includes castors **Depth includes 100mm back airflow spacer
NB: The refrigeration unit protrudes 15mm above the sign panel on the SKF1000 making the cabinet's overall height 2210mm